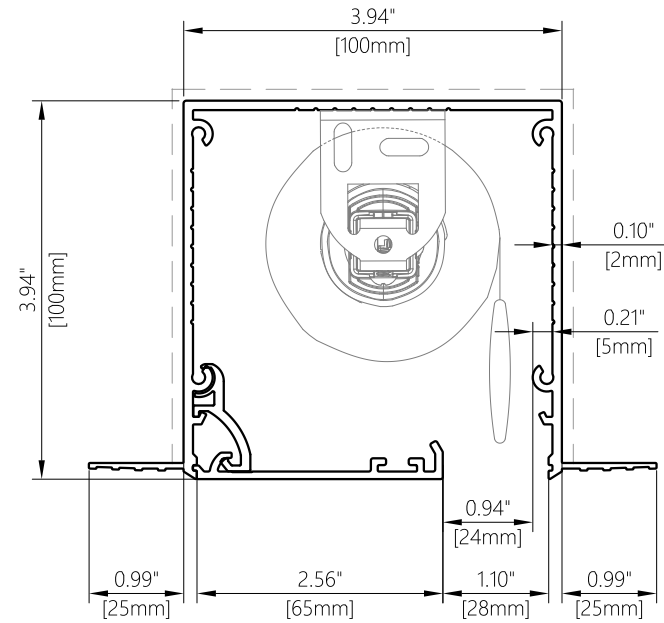


# Blindspace® S100x100SS [3.94x3.94"]

for LUTRON R20 - Roller Blind

## HEAD BOX S100x100SS




6"-1' scale

## PRODUCT REFERENCE

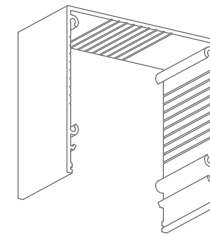
### S100x100SS SERIES SIZE CORNERS

## CONCEALMENT CONFIGURATION

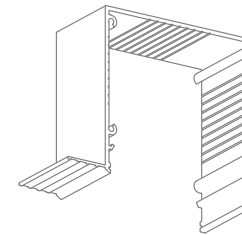


Head Box

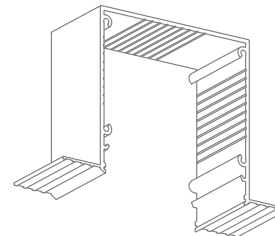
## BOX VARIATIONS



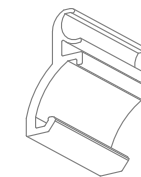
S100x100NN  
No Flanges



S100x100NS  
Skim Coat Flange  
on one side  
(reversible)



S100x100SS  
Skim Coat Flange  
on both sides



COVER HINGE  
to hold cover plate,  
installed on either side

Product	Blindspace S100X100SS [3.94x3.94"]
Description	Recessed box with optional flanges and hinged cover to conceal blinds flush with wall or ceiling finished surface.
Blind sizes	Please see size chart and supplier details for blind sizes such as max. width, height and area.
Finishes	Provided in RAL 9016 (white) Optional powder coating to other RAL colours available.
Material	Powder Coated Aluminium, EN 6063 T6
Optional accessories	End cap Splice pin (to align boxes) Splice plate (to align covers) Chain guide (for manual blinds) Covers in various widths
Box length	19'-8.2"[6000mm] Cut to size for shorter lengths. Spliced together for longer lengths.
Installation	Boxes to be fixed with countersunk screws every 7.87" [200mm] through back (and both flanges when available) into appropriate backing. Scrim tape to be used on flanges. Finished plaster level to be flush with cover. Allow 0.12" [3mm] recess space for ease of installation, shown in dash line around boxes
Print date	2023/07/04
Page size	ANSI B 11x17"
Print file	blindspace s100x100ss with lutron r20 roller blind [inch].dwg